

PRODUCT DATASHEET

SubstiTUBE T8 EM Advanced 14 W/6500 K 1200 mm

SubstiTUBE® Advanced | LED tubes for electromagnetic control gear (CCG)



Areas of application

- General illumination within ambient temperatures from -20...+50 °C
- Illumination of production areas
- Traffic zones and corridors
- Supermarkets and department stores
- Industry

Product benefits

- No bending thanks to glass tube
- Quick, simple and safe replacement without rewiring
- Energy savings of up to 64 % (compared to T8 fluorescent lamp on CCG)
- Instant-on light, therefore ideally suitable in combination with sensor technology
- Very high resistance to switching loads
- Also suitable for operation at low temperatures

Product features

- LED replacement for classic T8 fluorescent lamps with G13 socket for use in CCG luminaires or on AC mains



- Low flicker according to EU 2019-2020 ($SVM \leq 0,4$ / $PstLM \leq 1$)
- Single and tandem operation on conventional control gear (0.6 m version)
- Tube made of glass
- Mercury-free and RoHS compliant
- Uniform illumination
- Type of protection: IP20

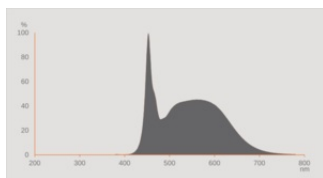
TECHNICAL DATA

Electrical data

| | |
|--|-------------|
| Nominal wattage | 14 W |
| Construction wattage | 14.00 W |
| Nominal voltage | 220...240 V |
| Claimed equiv. conventional lamp power | 36 W |
| Nominal current | 63 mA |
| Type of current | AC |
| Operating frequency | 50/60 Hz |
| Mains frequency | 50/60 Hz |
| Max. lamp no. on circuit break. 10 A (B) | 71 |
| Max. lamp no. on circuit break. B10 A - CCG without compensation | 71 |
| Max. lamp no. on circuit break. B10 A - CCG with compensation | 14 |
| Max. lamp no. on circuit break. 16 A (B) | 114 |
| Max. lamp no. on circuit break. B16 A - CCG without compensation | 114 |
| Max. lamp no. on circuit break. B16 A - CCG with compensation | 23 |
| Total harmonic distortion | 18 % |
| Power factor λ | > 0.90 |

Photometrical data

| | |
|---|---------------------------|
| Luminous flux | 2100 lm |
| Luminous efficacy | 150 lm/W |
| Lumen main.fact.at end of nom.life time | 0.70 |
| Light color (designation) | Cool Daylight |
| Color temperature | 6500 K |
| Color rendering index Ra | 83 |
| Light color | 865 |
| Standard deviation of color matching | ≤ 5 sdc _m |
| Rated LLMF at 6,000 h | 0.80 |
| Flickering metric (Pst LM) | 1 |
| Stroboscope effect metric (SVM) | 0.4 |



Light technical data

| | |
|------------------------------------|----------|
| Beam angle | 190 ° |
| Warm-up time (60 %) | < 0.50 s |
| Starting time | < 0.5 s |
| Rated beam angle (half peak value) | 190.00 ° |

Dimensions & Weight

| | |
|------------------|------------|
| Overall length | 1212.00 mm |
| Diameter | 26.70 mm |
| Tube diameter | 25.3 mm |
| Maximum diameter | 27 mm |
| Product weight | 190.00 g |

Temperatures & operating conditions

| | |
|--------------------------------------|--------------|
| Ambient temperature range | -20...+50 °C |
| Maximum temperature at tc test point | 60 °C |

Lifespan

| | |
|-------------------------------------|---------|
| Nominal lamp life time | 50000 h |
| Number of switching cycles | 200000 |
| Lumen maintenance at end of serv | 0.70 |
| Rated lamp survival factor at 6,000 | ≥ 0.90 |

Additional product data

| | |
|-----------------------------|-----|
| Base (standard designation) | G13 |
|-----------------------------|-----|

| | |
|-----------------|--------|
| Mercury content | 0.0 mg |
|-----------------|--------|

Capabilities

| | |
|----------|----|
| Dimmable | No |
|----------|----|

Certificates & Standards

| | |
|--|-----------------|
| Energy efficiency class | D |
| Energy consumption | 14.00 kWh/1000h |
| Type of protection | IP20 |
| Standards | CE / EAC |
| Photobiological safety group acc. to EN62778 | RG0 |

Country-specific categorizations

| | |
|-----------------|-----------------|
| Order reference | LEDTUBE T8 EM A |
|-----------------|-----------------|

LOGISTICAL DATA

| | |
|------------------------------|--------------|
| Temperature range at storage | -20...+80 °C |
|------------------------------|--------------|

Energy labelling regulation data acc EU 2019/2015

| | |
|---|--------------|
| Lighting technology used | LED |
| Non-directional or directional | NDLS |
| Mains or non-mains | MLS |
| Light source cap-type (or other electric interface) | G13 |
| Connected light source (CLS) | No |
| Color-tuneable light source | No |
| Envelope | No |
| High luminance light source | No |
| Anti-glare shield | No |
| Correlated colour temperature type | SINGLE_VALUE |
| Claim of equivalent power | No |
| Length | 1212.00 mm |
| Height | 26.70 mm |
| Width | 26.70 mm |
| Chromaticity coordinate x | 0.312 |
| Chromaticity coordinate y | 0.328 |
| R9 Colour rendering index | 0.00 |
| Beam angle | SPHERE_360 |

| | |
|--|---------|
| Survival factor | 0.90 |
| Displacement factor | 0.90 |
| LED light source replaces a fluorescent light source | yes |
| EPREL ID | 563377 |
| Model number | AC34965 |




EQUIPMENT / ACCESSORIES

- Suitable for operation with low-loss and conventional control gears

Safety advice

- Not suitable for operation with electronic control gear.
- Operation in outdoor applications in suitable damp-proof luminaires possible according to data sheet and installation instruction.

DOWNLOAD DATA

| DOWNLOAD DATA | |
|--|---|
|  | User instruction SubstiTUBE ADVANCED |
|  | Installation guide SubstiTUBE® T8 T5 |
|  | Installation guide Installationsanleitung SubstiTUBE T8 T5 |

LOGISTICAL DATA

| Product code | Packaging unit (Pieces/Unit) | Dimensions (length x width x height) | Gross weight | Volume |
|---------------|------------------------------|--------------------------------------|--------------|-----------------------|
| 4058075611856 | Sleeve 1 | 1,305 mm x 29 mm x 29 mm | 219.00 g | 1.10 dm ³ |
| 4058075611863 | Shipping box 10 | 1,352 mm x 210 mm x 115 mm | 2881.00 g | 32.65 dm ³ |

The mentioned product code describes the smallest quantity unit which can be ordered. One shipping unit can contain one or more single products. When placing an order, for the quantity please enter single or multiples of a shipping unit.

References / Links

- For current information see www.ledvance.com/substitube

Legal advice

- When used to replace a T8 fluorescent lamp the total energy efficiency and light distribution depends on the design of the lighting system.
-

DISCLAIMER

Subject to change without notice. Errors and omission excepted. Always make sure to use the most recent release.